



# Pet Care 101

## A Pet Guide for New Owners



This is a Bronze Award  
Project by Girl Scout  
Troop 113139



## What to do once you get the right pet


Take your pet to your vet  
and get a physical exam.


Get your pet fully vaccinated

Make sure to get a microchip  
for your pet just in case it  
runs away or gets lost.

Don't forget to give it a name

Remember to take your pet  
to the vet at least once a year  
after the initial visit.





## Cat Care after Vet Visit

Visit your local pet store.



You need a cat scratcher, a litter box and litter, toys, cat food and a collar.

CATS GROOM  
THEMSELVES



## Never Give A Cat

Onions, Milk/Dairy,  
Grapes, Dog Food,  
Chocolate, or Raw  
Eggs.




## Dog Care after Vet Visit


Visit your local pet store.

You need a pet bed,  
water & food bowls, leash,  
harness, dog food, brush,  
and name tag

If your dog isn't potty  
trained, it needs to be  
trained.





# Never Give A Dog



## Grooming a Dog

Bathe your dog at least once a month. After you bathe trim nails with special trimmers (but not too short). Clean their ears with cotton balls. Brush their teeth with a clean hand towel or tooth brush. Dry and brush your dog.

Chocolate, Tylenol, Bones, Garlic, Avocados, Raisins, Grapes, Onions, Corn





## Minor First Aid

Clean your pets boo boo with soap and water.

Allergic reaction?  
Give your pet a little bit of Baby Benadryl based on the pet's weight

For more serious injuries, take your pet to the vet.



In case you need to evacuate, take your pet to a pet friendly shelter.

Make sure your pet has identification just in case you are separated.

Know where your local shelter is.

If you and your pet are in a scenario where you can't get to a shelter, get an object that can protect your pet to make sure it is isolated from sound.



If your pet is scared or can't move cover it with a blanket to comfort it.

Make it feel safe.

When the disaster ends make sure your pet is safe and has no injuries.

If you see it is hurt then take it to your local vet.



# Natural Disaster Preparation

Because Pets are Family Too

